



DeltaV™ Version 14 Safety Instrumented Systems Enhancements

DeltaV SIS v14 updates reduce complexity and schedule dependencies while improving project efficiency and protection against cyber security threats



SIS Function Block Enhancements

DeltaV SIS v14 introduces two new function blocks to better handle large Cause and Effect matrices. The functionality on the existing CEM block was split between two new blocks: the monitor block and the effect block. By splitting the functionality in two blocks, we are increasing scalability and flexibility. The new blocks were specifically designed to cascade and accommodate large CEMs. Now creating a large CEM is just matter of combining a few blocks.

DeltaV SIS v14 features an easier method to switch logic direction. This allows DeltaV SIS to be more flexible with safety applications such as fire and gas requiring “energize to actuate” logic. Selecting the right type of logic is done with a single parameter within selected blocks.

SIS Configuration

Safety Instrumented Systems (SIS) have traditional been configured manually using different source documents such as the Safety Requirement Specification (SRS), Cause and Effect matrices (CEM), Safety Integrity Level (SIL) calculations, and I/O definition among other information.

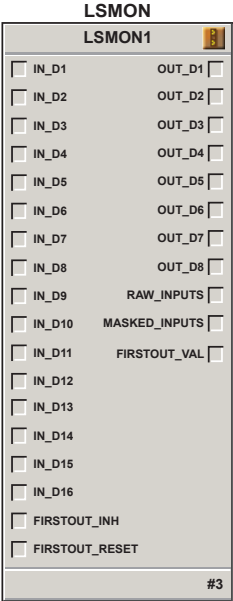
Emerson partnered with exida to deliver a database-centered solution that enables automatic configuration of safety logic based on information captured in exida’s exSILentia software suite. One evident advantage of this approach is the reduced configuration effort. However, the real benefit is having a consistent configuration approach with less errors and less rework that is easily traceable back to the SRS.

Some of the features of this approach are:

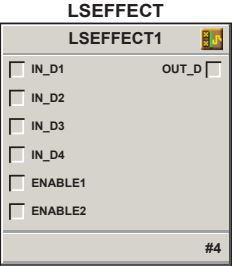
- Transfer design to safety logic configuration with minimal manual effort while eliminating errors
- Facilitate traceability between configuration and safety requirements
- Increase configuration consistency and reduce manual errors.

Reduced Engineering Effort and Complexity

Increased CEM Scalability



Monitor Block
 ■ Up to 8 outputs
 ■ Up to 32 inputs
 ■ First out functionality



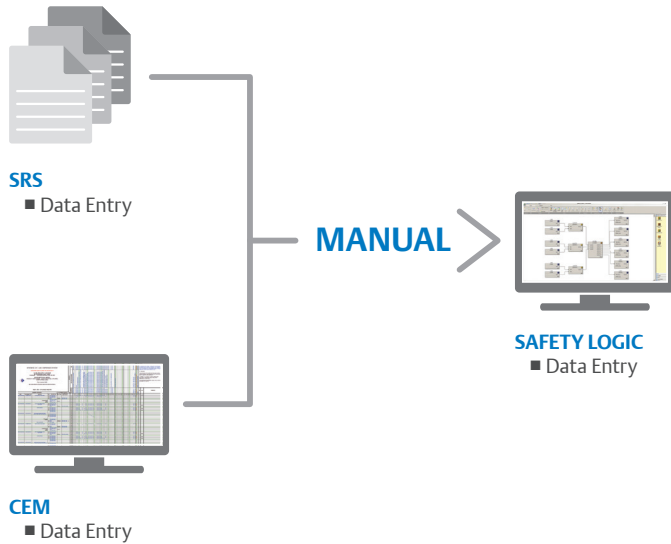
Effect Block
 ■ Up to 4 inputs

Increased CEM Scalability

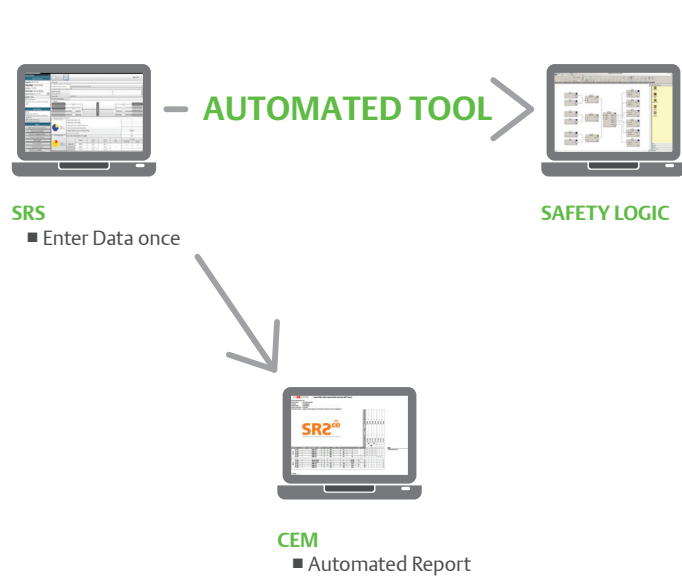
Parameter	Default
BYPASS_TIMEOUT	0
DESC1	
DESC2	
DESC3	
DETECT_TYPE	Greater Than
DEV_HYS	0
DEV_LIM	0
IN_SCALE	0.0 to 100.0
LOGIC_TYPE	Negative
NORMAL_DELAY	0
NUM_TO_TRIP	2

LOGIC_TYPE parameter in:
 ■ Analog Voter Block
 ■ Discrete Voter Block
 ■ Monitor Block
 ■ Effect Block

Traditional Approach



Modern Approach

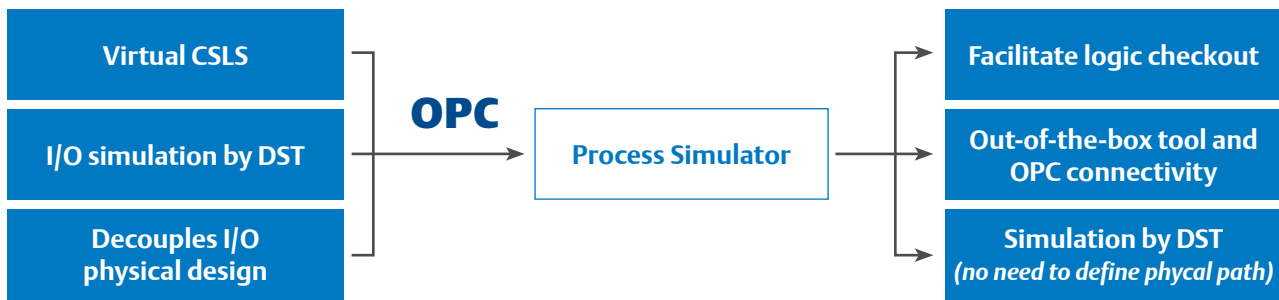




SIS I/O Virtualization for Simulation

In v14, the manipulation of simulated I/O for testing the safety logic is even easier. Now, it is possible to simulate signal values either by using an out-of-the-box application or via OPC and even connect to a process simulator. I/O simulation is based on the Device Signal Tag. It is not necessary to know the physical location of the signal at this point. This effectively maintains the separation between I/O physical design and configuration design.

Effective manipulation of I/O on virtual CSLS



Distributed LS CHARMs

Starting v14, a set of 12-CHARMs can be installed in separate boxes closer to field devices which increase the savings in field wiring. The smaller field enclosures can be connected either in a start topology or in a ring topology and the connection of a CHARM baseplate via ethernet.

MANHOURLY SAVINGS

* As compared to traditional I/O

25% less manhours using CHARMs in the field*

32% less manhours distributing CHARMs closer to the I/O*

COST SAVINGS

31% less cost

traditional I/O

60% less cost

CHARMs in the field

60% less cost

distributing CHARMs closer to the I/O



Smart Commissioning

The commissioning process starts for the whole CSLS instead of one device at a time. Also featured in v14 are automatic loop tests for HART input devices. A HART command is sent to the device to fix the device output to a pre-defined value and then verifies that the right value is read by the safety logic and repeated for different pre-defined values.

Since the loop test is performed from DeltaV, all the associated loop test documentation is available via automatic reports. Filling out a check list manually is a thing of the past.

Step Change in Device Commissioning

SMART COMMISSIONING 2.0

- ✓ Multiple Devices in Parallel
- ✓ Automatic Loop Tests from DeltaV
- ✓ Automatic Documentation
- ✓ New Software Applications (*Engineering and Field-Work*)

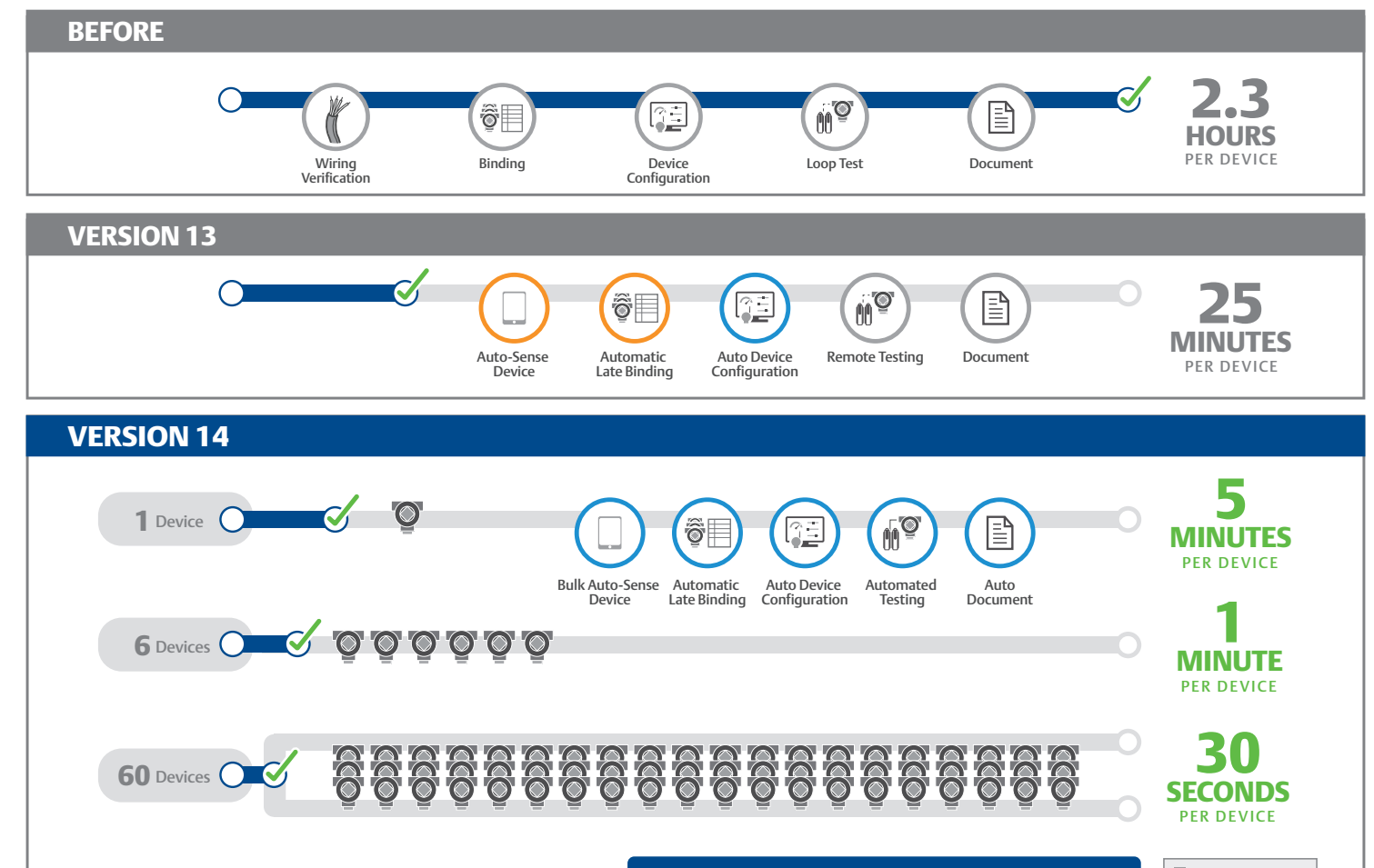
DeltaV PK Controller with SIS

The DeltaV PK controller is our most powerful and versatile controller ever built, and it can be used with SIS too. It acts as standalone system, or integrated into a DeltaV system. The PK Controller supports the use of the SLS1508 Smart Logic Solver, and it can communicate to an SZ controller in order to use CHARMS Smart Logic Solvers.

The PK Controller and associated logic solvers, can be configured in a standalone fashion, using the PK Controller engineering software on a laptop. Customers can choose to deploy a DeltaV Operator Panel for the local HMI needs, which will have all the great advantages of a traditional DeltaV system, such as DeltaV Live Operator Interface.



- Standalone or native DeltaV node on ACN
- Multiple sizes (100, 300, 750, 1500 DSTs)
- Local HMI and laptop ports
- Small overall footprint
- Support BPCS I/O card for regular control applications in addition of SIS applications
- Modbus and OPC UA Connectivity



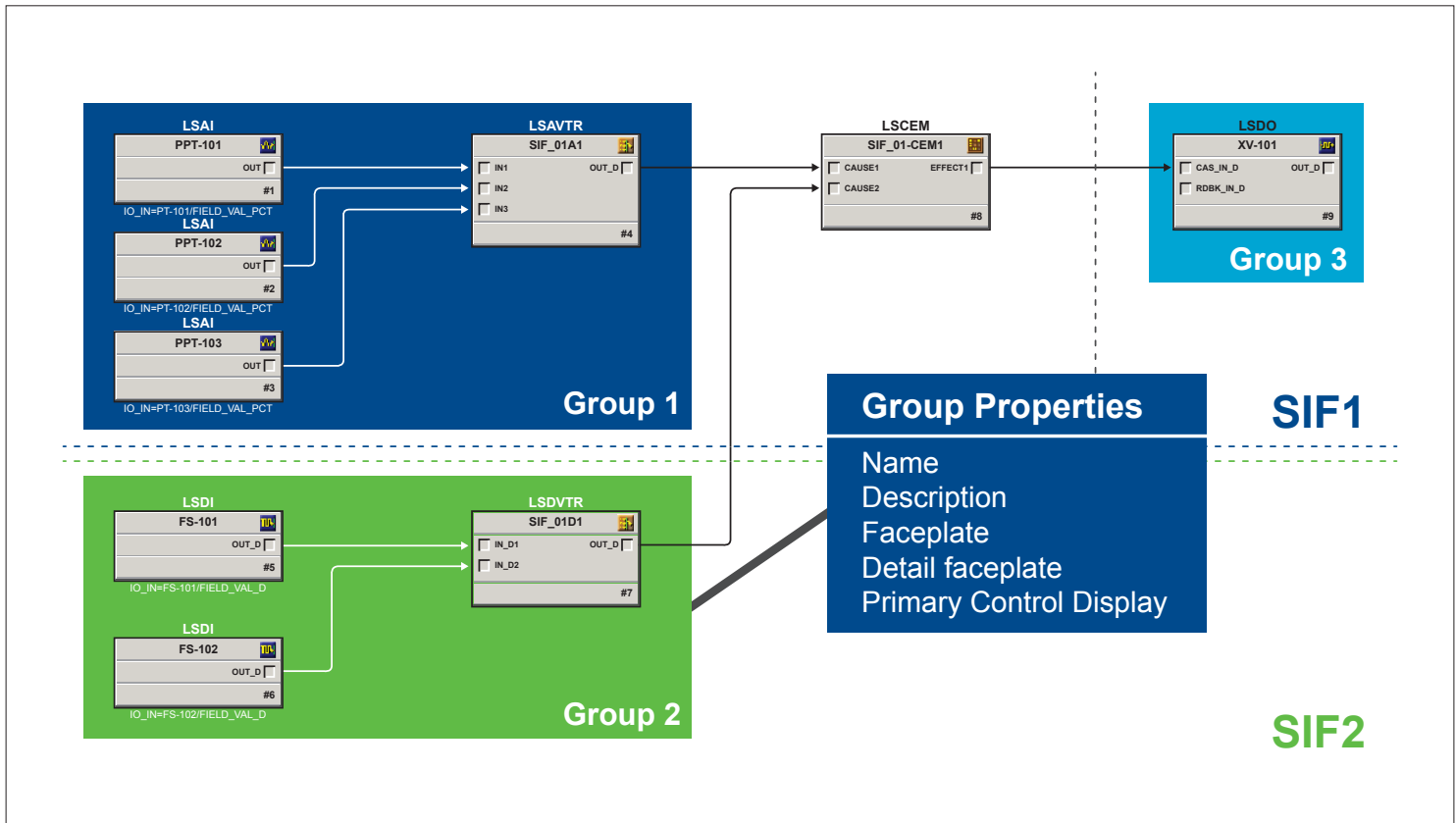
Times shown for 1 and 6 devices are for a single CIOC.
Time shown for 60 devices are for two CIOCs.

Version 14 can be batch processed and multiple CIOCs can be processed in parallel for additional time savings!

Manual
Automated
Bulk Processing

DeltaV SIS Alarm Groups

Aggregating data based on either physical or logical devices is very simple in v14 by grouping function blocks and user-defined parameters for the purpose of alarm reporting and without impacting the safety logic. For each group, you can define a unique name, a description, a faceplate, detail, and a primary control display. Defining the faceplate and primary control display enables easy and prompt navigation from the alarm group to the right place for responding to the alarm.



DeltaV Mobile and DeltaV Live Support

DeltaV Mobile provides easy, secure and read only access to information from the DeltaV safety system such as active bypasses or overdue proof tests. It requires no additional DeltaV SIS configuration. It uses all the work that was done when the system was originally configured. For example, if someone defined an alarm to notify about a bypass, that information is made available in the DeltaV Mobile application. You can receive custom notifications whenever you are. You can set up custom watch lists and custom alarm lists as well.

DeltaV Live provides a world-class operations experience, designed for today's high-performance operator requirements. The highly-customizable Human Machine Interface (HMI) is our first to natively support HTML5 - laying the foundation for universal, cross-platform graphics that are easy to design and configure.

DeltaV Mobile and DeltaV Live for SIS

DELTA V MOBILE

- ✓ Available for iOS and Android

MODERN HMI

- ✓ Scalable
- ✓ Zoomable
- ✓ Multiple Windows



Partial Stroke Test Enhancements







Enhancements improve the integration of Fisher DVC with DeltaV SIS focusing on two areas:

- Adding the ability to configure the existing Partial Stroke Test (PST) timeout value on the DeltaV DVC function block to allow the completion of PSTs on large valve assemblies
- Adding a visual indicator on the DeltaV DVC faceplate to display PST status provided in the new firmware version of Fisher DVC6200

Cybersecurity Improvements

DeltaV SIS v14 introduces the “timed-unlock-command” so the logic solver will be automatically locked after a defined period of time. We are enabling the single unlock command to avoid multiple trips to the logic solver for moving the physical key after an authorized change was performed.

To simplify the enforcement of the physical presence of logic solvers in the field, we are introducing the option to enable the physical key switch on the SZ controller to enforce physical presence from a central location before any CSLS in the Local Safety Network can be unlocked. DeltaV v14.3 will be release with ISASecure Level 1 certification which cover the whole system including SIS.

 <p>CSLS - Improvements in Lock Functionality</p>	 <p>SZ Controller - Improvments in Lock Funtuality</p>	 <p>Certification</p>
 <ul style="list-style-type: none"> • Timed unlock • Single unlock • Unlock alarm 	 <ul style="list-style-type: none"> • Enforce physical presence for multiple CSLSs 	 <ul style="list-style-type: none"> • DeltaV v14.3 will be released with ISASecure SSA Level 1 certification!



DELTA^V

Emerson

North America

1100 W. Louis Henna Blvd.
Round Rock, TX 78681-7430,
United States
☎ +1 800 833 8314

Latin America

1300 Concord Terrace Suite # 400
Sunrise, Florida 33323,
United States
☎ +1 954 846 5030
📠 +1 954 846 512

Europe

Blegistrasse 21
6341 Baar,
Switzerland
☎ +41 41 768 61 11
📠 +41 41 761 87 40

Asia/Australia

1 Pandan Crescent
Singapore 128461
☎ +65 6777 8211
📠 +65 6777 0947

Middle East/Africa

PO Box 17033
Jebel Ali Free Zone - South 2
Dubai, United Arab Emirates
☎ +971 4 811 8100
📠 +971 4 886 5465

🌐 www.emerson.com/deltavis

© 2020, Emerson. All rights reserved.

The Emerson logo is a trademark and service mark of Emerson Electric Co. The DeltaV logo is a mark of one of the Emerson family of companies. All other marks are the property of their respective owners.

The contents of this publication are presented for information purposes only, and while diligent efforts were made to ensure their accuracy, they are not to be construed as warranties or guarantees, express or implied, regarding the products or services described herein or their use or applicability. All sales are governed by our terms and conditions, which are available on request. We reserve the right to modify or improve the designs or specifications of our products at any time without notice.



EMERSON. CONSIDER IT SOLVED.™